



WHY USE A SILAGE ADDITIVE?

**UNLOCKING**  
RUMINANT POTENTIAL

## BENEFITS OF MAKING GOOD GRASS SILAGE

- Highly cost-effective feed
- Allows more of the animal's feed requirements to come from the farm
- Provides a foundation for more milk (or meat) from forage
- Makes efficient use of farm assets (land and slurry)
- Better silage makes better use of investment in fertiliser
- Highly sustainable and traceable
- Less wastage (versus poor silage)



For consistently better silage



FEED ADDITIVES

# THE IMPORTANCE OF FERMENTATION



For consistently better silage

Key to producing good grass silage is a good fermentation. Fermentation is simply a form of pickling. In a good fermentation, desirable bacteria produce only lactic acid, which is highly efficient at preserving ('pickling') silage against losses in dry matter and quality.


*Efficient fermentation with Ecosyl (homofermentative)*



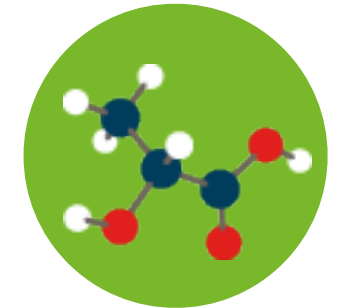
Lower pH



Natural plant sugars



Ecosyl's *Lactiplantibacillus plantarum*  
MTD/1 dominates



Lactic acid  
(strongest acid)



FORAGE ADDITIVES

# THE IMPORTANCE OF FERMENTATION




For consistently better silage

If a poor fermentation occurs due to bad bacteria, weaker acids which are less effective at preservation are produced, as well as other compounds, some of which reduce silage palatability.

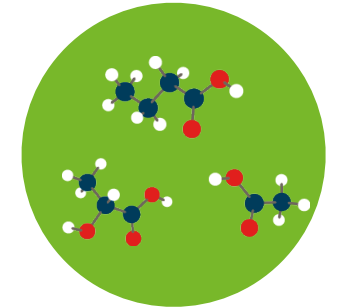
## Untreated fermentation (heterofermentative)



Natural plant sugars



Bacteria already on the plant, including low numbers of less than ideal types of Lactic Acid Bacteria.



Acetic acid (weak acid), Ethanol (not an acid), CO<sub>2</sub> (lost as gas), Butyric acid, Lactic acid



Higher pH



FORAGE ADDITIVES



“There is a huge amount of scientific proof showing the logical sequence of benefits from using ECOSYL<sup>TM</sup> application right through to improved animal performance.”

Dr Mark Leggett, Volac silage scientist



For consistently better silage

# BETTER SILAGE IN 6 SIMPLE STEPS:



A Volac initiative



## Cutting

Timing is key. Aim for optimum balance of yield and quality



## Wilting

A rapid wilt will maximise silage quality, minimise DM losses



## Harvesting

The correct chop length is crucial as it affects clamp consolidation as well as animal performance & health

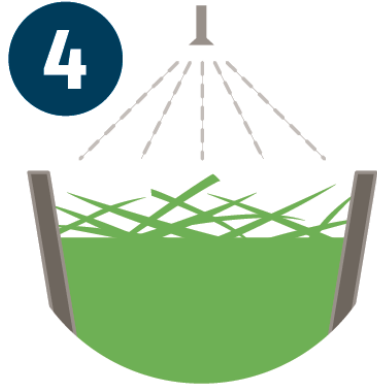


FORAGE ADDITIVES

# BETTER SILAGE IN 6 SIMPLE STEPS:




A Volac initiative



### Treating

Applying a proven silage additive such as Ecosyl is quick and easy to do and will pay dividends later in improved silage quality and reduced DM losses



### Clamping

Good consolidation and effective sealing to minimise exposure to air are key



### Feeding

Good clamp management is vital to reduce aerobic spoilage and DM losses



## FORAGE ADDITIVES

# TAKE CONTROL OF THE FERMENTATION



For consistently better silage

While other steps in silage-making are relatively controllable, such as chop length, compaction and sheeting, you have no control over the bacteria present on the crop - good ones or bad ones - which will drive the fermentation.

This means the preservation of this valuable feed – and therefore its quantity and quality – is left much more open to chance

**Taking a few moments to understand fermentation, and how to take back control of it using ‘friendly bacteria’, can pay dividends**

## Good Fermentation

(High ratio of Lactic acid)

Faster pH fall

Less protein breakdown

Lower DM losses

More palatable silage



## Poor Fermentation

(Low ratio of Lactic acid)

Slower pH fall

More protein breakdown

Higher DM losses

Less palatable silage



FORAGE ADDITIVES





For consistently better silage

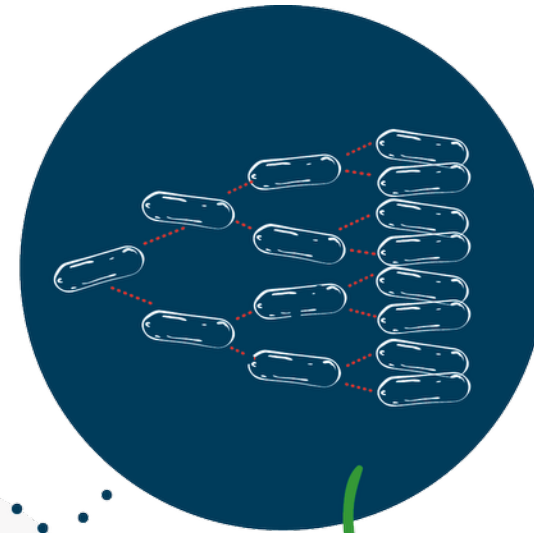
# PRESERVE YOUR SILAGE WITH ECOSYL – THE PROOF

1

**Ecosyl contains the MTD/1 bacteria**  
*for greater control over how well your silage turns out*



1 gram  
of chopped grass



Ecosyl applies 1 million of  
the MTD/1 bacteria per  
gram of forage helping to  
drive an efficient  
fermentation



FORAGE ADDITIVES

# PRESERVE YOUR SILAGE WITH ECOSYL – THE PROOF



For consistently better silage



## More efficient fermentation

*Efficient fermentation with Ecosyl results in rapid production of lactic acid to quickly inhibit undesirable bacteria*

### Why is lactic acid so important?

The MTD/1 bacteria in Ecosyl ferment plant sugars to only lactic acid. As well as being highly effective at conserving silage, lactic acid retains more than 99% of the energy contained in the original fermented sugar. This compares with fermentations by undesirable bacteria such as enterobacteria where more than 16% of the energy in the fermented sugar is lost.



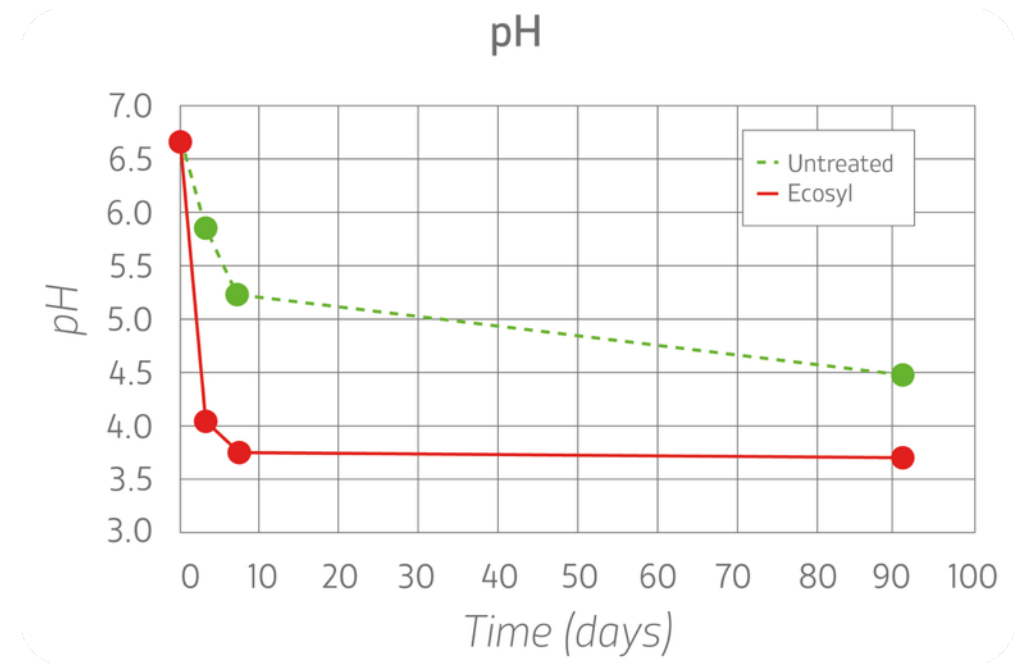
FORAGE ADDITIVES

# PRESERVE YOUR SILAGE WITH ECOSYL – THE PROOF



For consistently better silage

Research shows a much faster production of beneficial lactic acid (and lowering of the pH) in the early stages of ensiling when using Ecosyl. This is an important timescale for stopping bad bacteria from becoming established in silage.



FORAGE ADDITIVES

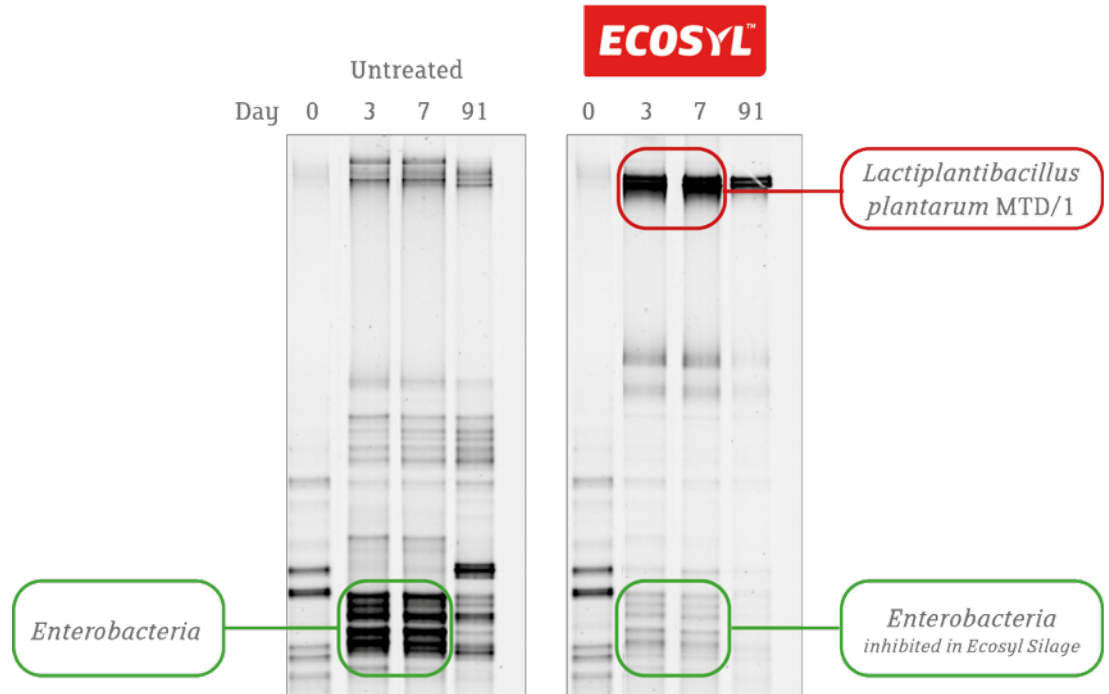
# PRESERVE YOUR SILAGE WITH ECOSYL – THE PROOF



For consistently better silage

## This is no idle claim...

Scientific research using DNA fingerprinting (a technique used in forensics) showed grass silage without an additive became dominated by undesirable enterobacteria (commonly found in slurry) within days of ensiling (left) – compared with Ecosyl treatment where enterobacteria numbers were up to 100,000 times lower (right).



Horizontal bands represent DNA of different bacteria.  
Darker bands indicate more of that bacteria present.



FORAGE ADDITIVES



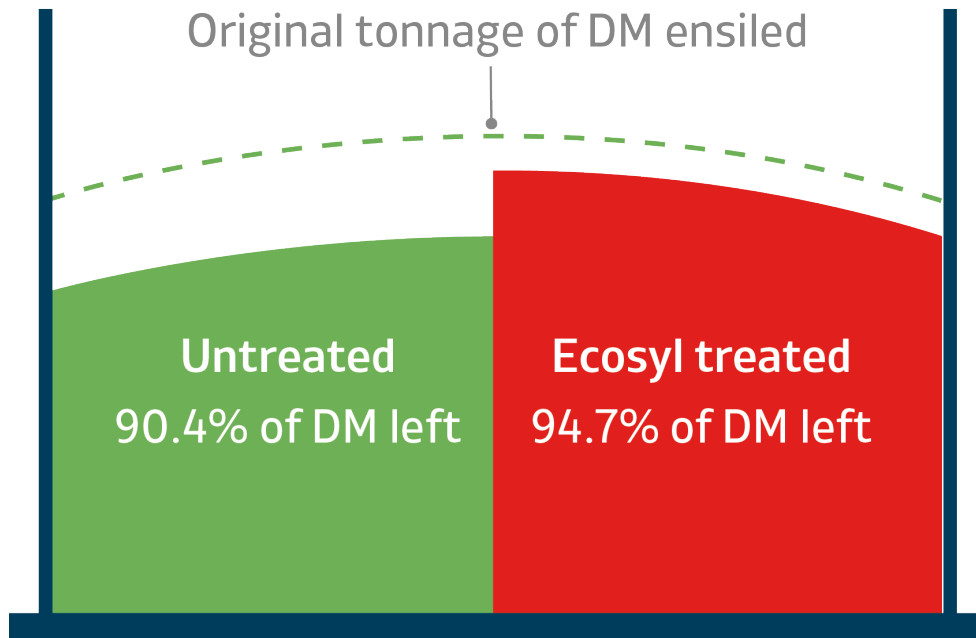
For consistently better silage

# PRESERVE YOUR SILAGE WITH ECOSYL – THE PROOF

3

## Reduced silage losses

*With undesirable bacteria inhibited, this reduces the amount of dry matter (DM) and nutrients they can consume*



In trial work on grass ensiled at different %DMs, Ecosyl roughly halved DM losses (average of 94.7% of the original DM ensiled retained versus only 90.4% in the untreated).

Based on a 1,000 tonne clamp ensiled at 30% DM (i.e. 300t of DM ensiled) this equates to having 13t more DM available to feed with Ecosyl (284t versus 271t).

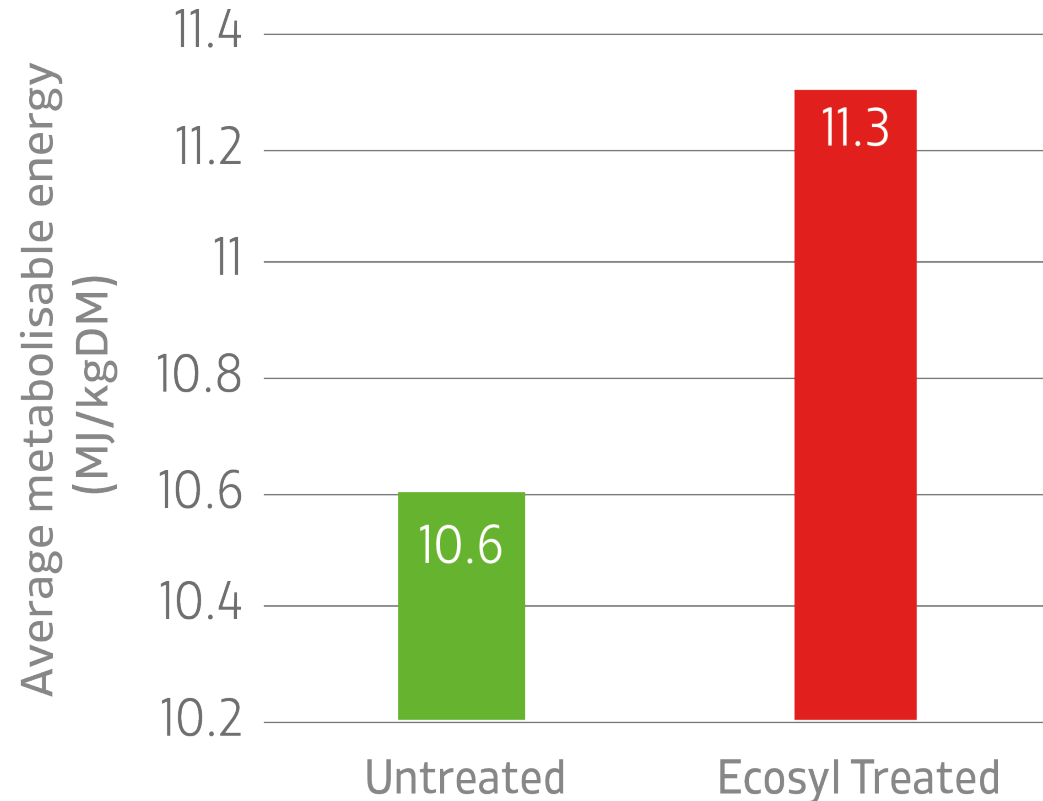


FORAGE ADDITIVES



For consistently better silage

## PRESERVE YOUR SILAGE WITH ECOSYL – THE PROOF



Undesirable bacteria don't just feed on the least nutritious parts of the DM. They consume the most nutritious parts – the sugars and proteins. So the DM that remains in untreated silage is lower in feed value.

By reducing bad bacteria, and therefore the nutrients they consume, Ecosyl has been shown to deliver silage higher in metabolisable energy and higher in true protein.



FORAGE ADDITIVES

# PRESERVE YOUR SILAGE WITH ECOSYL – THE PROOF



For consistently better silage

## Calculated overall ME benefit from using Ecosyl in a 1,000 tonne clamp ensiled at 30% DM

More tonnes of a more nutritious silage available to feed

	Untreated	Treated
Dry matter (tonnes)	271	284
Energy (MJ/kg DM)	10.6	11.3
Total energy (MJ)	2,872,600	3,209,200

A difference of 336,600 MJ



FORAGE ADDITIVES



For consistently better silage

# PRESERVE YOUR SILAGE WITH ECOSYL – THE PROOF

4

## Improved animal performance

*By conserving a more nutritious silage, with fewer nutrients 'lost', Ecosyl is able to deliver improved animal performance*

### Improved milk yield from silage in dairy

In 15 independent dairy trials, cows fed a range of silages conserved with Ecosyl yielded an average of an additional 1.2 litres of milk per cow per day compared with feeding untreated silage.



FORAGE ADDITIVES



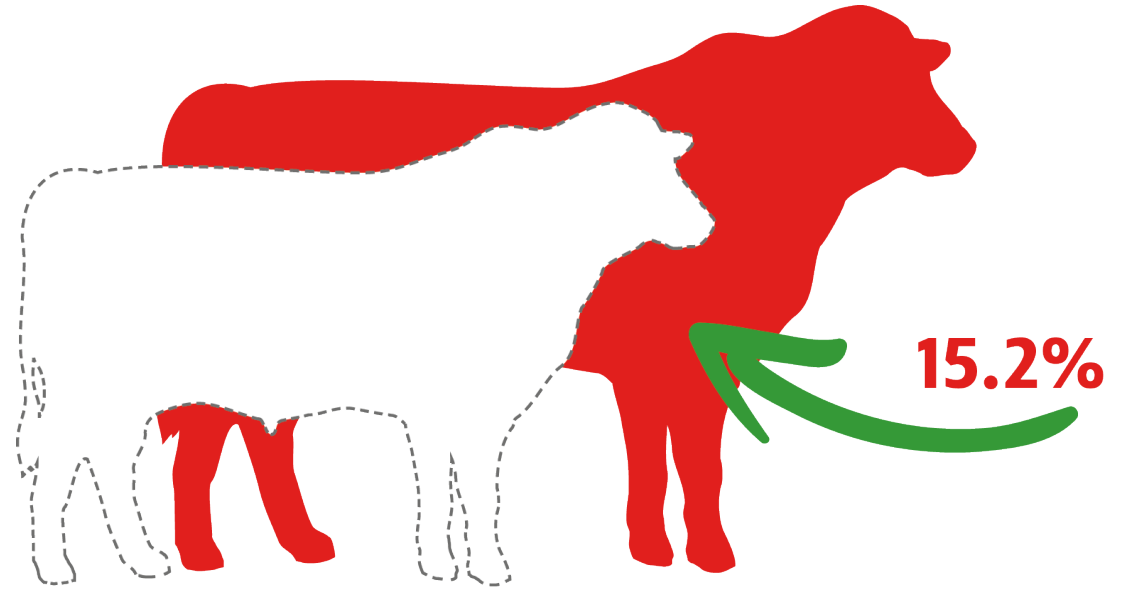
# PRESERVE YOUR SILAGE WITH ECOSYL – THE PROOF



For consistently better silage

## Improved liveweight gain in beef

In beef trials, grass silage made with Ecosyl resulted in an average improvement in daily liveweight gain in growing cattle of 15.2%.



FORAGE ADDITIVES

# PRESERVE YOUR SILAGE WITH ECOSYL – THE PROOF



For consistently better silage

## Growing Cattle (5 trials)

Silage DM Intake (kg/d)	Liveweight Gain (kg/d)	Feed:Gain
+5.5%	+15.2%	<b>-11.3%</b>

## Fattening Cattle (9 trials)

Silage DM Intake (kg/d)	Carcass Gain (kg/d)	Feed:Gain
+3.7%	+9.1%	<b>-6.6%</b>



FORAGE ADDITIVES



For consistently better silage

## BENEFITS OF ECOSYL TREATMENT BASED ON RESEARCH

### **Improved fermentation\***

- Faster production of beneficial lactic acid in clamp (rapidly 'pickling' the forage against undesirable bacteria that otherwise 'feed' on it)

### **Improved silage quantity\***

- Dry matter loss halved in trials

### **Improved silage feed value\***

- Improved true protein preservation, improved digestibility, improved ME

### **Improved animal performance\***

- 1.2 litres/cow/day extra milk yield and improved liveweight gain in beef

*\* Compared with no additive used*



FORAGE ADDITIVES



For consistently better silage

## WHAT ABOUT MULTI-CUT?

While cutting grass younger and more often in a multi-cut system offers multiple benefits – including higher ME and protein content and potentially a higher overall DM yield over the season – the higher protein content of younger grass can contribute to buffering of the fermentation. Also, shorter intervals between cuts mean less time for slurry bacteria to decline. High buffering and the action of slurry bacteria can lead to DM and nutrient losses.

In research without an additive, multi-cut suffered twice the DM loss as when ensiled with Ecosyl, which reduced DM losses on all four cuts. Results also indicated better protein preservation with Ecosyl and reduced number of enterobacteria.



FORAGE ADDITIVES

# FEATURES

- Ecosyl is available for a liquid or dry application
- One bottle/bag treats 100t of forage
- Versatile liquid application:
  - Any applicator – standard to ULV
  - Apply from 20 ml/t to 2 l/t
- Tank mix life: 48 hours. The ULV tank mix can also be stored for up to 10 days in a fridge
- Dry application at 200 g/t
- Shelf life (unopened): 24 months in a cool, dry place.
- Easy mixing and versatile use
- GMO free



For consistently better silage

**MTD/1™**



FORAGE ADDITIVES

volac 



**ECOSYL™**

For consistently better silage